



# CWG Markets USDT Earning Plan Operating Procedure





# CWG Markets USDT Earning Plan Operating Procedure:




## 1. Log in to the Client Center.

**TRADING ACCOUNT**


# Start Your Trading Journey at CWG

With traders from more than 180 countries around the world

Excellent  ★ Trustpilot

CWG Markets Ltd (VU) is registered in Vanuatu, authorized to engage in financial derivatives trading, with the regulatory number 41694.  
The registered address is: 1276, Govant Building, Kumul Highway, Port Vila, Vanuatu.  
The CWG Markets brand is authorized and regulated in multiple jurisdictions: CWG Markets Ltd (SVG) is registered in Saint Vincent and the Grenadines as an international brokerage company, with the registration number 25447 BC 2019, and is authorized to engage in contract for difference trading.  
The registered address is: Beachmont Business Centre, Suite 305, Griffith Corporate Centre, Kingstown, St. Vincent and the Grenadines.

Risk Warning: Trading Contract for Difference (CFDs) with leverage carries a high level of risks. You should take into consideration investments' objectives, level of experience, operation of trading Contract for Difference (CFDs) to ensure you understand your capability of taking the risk of losing your capital during trading. Please read our [RISK DISCLOSURE](#) carefully and ensure that you fully understand it before the investment/you initiate the investment.



## Welcome Back!

Log in to your account.

[Forget Password?](#)

[Login →](#)

Don't have an account yet? [Register Now](#)



## CWG Markets USDT Earning Plan Operating Procedure:



**2. Click on the "Promotion Center" button, select "CWG USDT Earning Plan", and click "Join Now."**

The screenshot displays the CWG Markets website interface. At the top, there is a navigation bar with the CWG logo on the left and the text "Control Panel", "Promotion Center", "Deposit", and "Withdrawal" on the right. The "Promotion Center" tab is highlighted with a red box. Below the navigation bar is a dark blue header with the text "Promotion Center". The main content area features a large red banner on the left with a gold coin and a star, and a white box on the right containing the text "CWG USDT Earning Plan". Below this text is a description: "The USDT Profit Plan is open for a limited time! Deposit starting from 100U, enjoy up to 2% cash rewards. rewards is auto...". At the bottom of the white box are three buttons: "Join Now", "Event Terms", and "Mission List". The "Join Now" button is highlighted with a red box.



## CWG Markets USDT Earning Plan Operating Procedure:



**3. The system will automatically redirect. Click to select the account you wish to deposit from.**

The screenshot displays the CWG Markets user interface. At the top, there is a navigation bar with the CWG logo on the left and menu items: 'Control Panel', 'Promotion Center', 'Deposit' (highlighted in red), and 'Withdrawal'. Below the navigation bar is a dark blue header with the word 'Deposit'. The main content area is titled 'Select Deposit Account' and features a dropdown menu. The dropdown menu is open, showing three options, each starting with '66'. The third option is highlighted with a red rectangular border, indicating it is the selected account. On the left side of the interface, there is a vertical sidebar with a red circular icon containing a white 'C', a red circular icon with a white person silhouette, and a grey circular icon with a white person silhouette. At the bottom left of the sidebar, there is a red 'HOT' badge.





## CWG Markets USDT Earning Plan Operating Procedure:



**4. Choose "Cryptocurrency Wallet" and select the payment method as "USDT." This will automatically activate the reward task in the activity section.**

**\*The minimum deposit amount to participate in the USDT Earning Plan is 100 USDT per transaction.**

Cryptocurrency Wallet

Payment Method	Description	Processing Time	Fee	Action
	5Pay - C2C	1 hours	0%	<a href="#">▶ Select</a>
	Pay3	1 hours	0%	<a href="#">▶ Select</a>

▶ Choose Payment Method

Please choose

- USDT-BEP20
- USDT-ERC20
- USDT-TRC20



## CWG Markets USDT Earning Plan Operating Procedure:



**5. After the deposit is successful, return to the Promotion Center and click on the mission list for the "CWG USDT Earning Plan."**

The screenshot displays the CWG Markets user interface. At the top, a navigation bar includes a CWG logo, a 'Control Panel' dropdown menu, and links for 'Promotion Center', 'Deposit', and 'Withdrawal'. The 'Promotion Center' is the active page, indicated by a red underline. Below the navigation bar, a dark blue header reads 'Promotion Center'. The main content area features a promotional banner for the 'CWG USDT Earning Plan'. The banner includes a graphic of a gold coin with '1 USDT' and a star. To the right of the graphic, the text reads: 'CWG USDT Earning Plan' followed by 'The USDT Profit Plan is open for a limited time! Deposit starting from 100U, enjoy up to 2% cash rewards. rewards is auto...'. Below this text are three buttons: 'Join Now' (red), 'Event Terms' (white with grey border), and 'Mission List' (white with grey border). The 'Mission List' button is highlighted with a red rectangular border.



**6. Here you will see your Deposit amount, Completed Lots, Reward Amount Received, and Status.**




The screenshot displays a 'Mission List' interface with a dark blue header bar containing the title 'Mission List' and a '← Back' button. Below the header is a grid of four rounded rectangular boxes. The first row contains three boxes: 'Deposit Amount' with a red checkered icon, 'Completed Lots' with a red square icon, and 'Reward Amount Received' with a red square icon. The second row contains one box on the left: 'Status' with 'Ongoing' written below it in orange text. The bottom row shows the top edges of three more boxes.



## CWG Markets USDT Earning Plan Operating Procedure:



**7. After the task is successfully activated, the required standard lots and the corresponding reward amount, as well as the activity expiration time, will be displayed. Once you complete the required standard lots, please click the "Complete Task" button.**

 Standard Lots	 Reward Amount	 Activity Expiration Time
<b>2025-10-25 00:00:00</b> Activity Expiration Time	<b>Ongoing</b> Status	<b>Complete Task</b> <b>Cancel</b>



## CWG Markets USDT Earning Plan Operating Procedure:



8. After clicking the "Complete Task" button, if the system verifies that you have met the corresponding requirements, your submission will be successful. Once submitted successfully, the status will be updated to "Completed," and the funds will be instantly credited to your wallet.

The screenshot displays a task completion summary with the following details:

- Standard Lots: [Redacted]
- Reward Amount: [Redacted]
- End Time: [Redacted]
- Activity Expiration Time: 2025-10-25 00:00:00
- Status: Completed

Below the summary is a search filter for "Start Date" and "End Date" with a search icon.

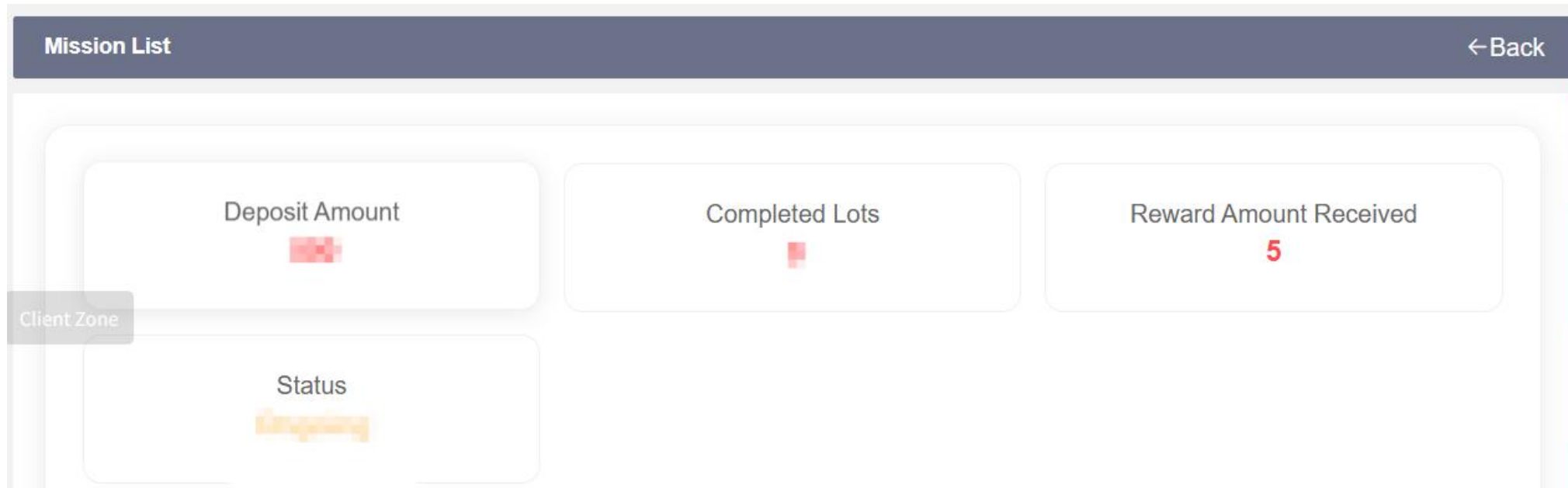
Order Number	Date Acquired	Acquisition Type	Amount (\$)
CW [Redacted]	[Redacted]	Cashback	5.00



## CWG Markets USDT Earning Plan Operating Procedure:



9. The number of lots you have completed and the reward amount you have earned will also be updated at the top of the task list. The task bonus will be automatically credited to your wallet, and you can view it there.



Please take note of the required lots and corresponding reward amount for Task A and Task B. If you participate in both tasks simultaneously, you need to manually click the "Complete Task" button for each task separately in order for the status at the top of the task list to be updated to "Completed."